



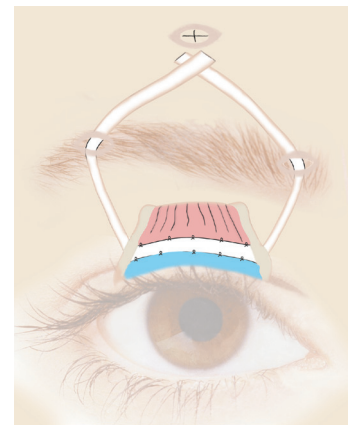
FCI®

Your Patients, Our Expertise

PTOSE-UP®


INDICATION

FCI Ptose-up® is a suspension set consisting of a strip of biomaterial made of expanded Poly Tetra Fluoro Ethylene (ePTFE) fitted with a needle at each extremity. It is used to join the upper eyelid to the frontalis muscle in ptosis surgery with frontalis suspension.



CHARACTERISTICS

- FCI exclusivity
- Used successfully for more than 30 years
- Ready-to-use
- Biocompatible
- Biointegrable (70µm pores)
- Excellent tolerance
- No need for autologous tissue
- **New feature: Needles with ultra sharp tips attached to the Ptose-up® to facilitate the strip insertion**
- Strip: 150 mm long & 0.35 mm thick
- Two widths available : 2mm & 3mm
- Needles: 58 mm long
- Sterile



Designed by J.-M. Ruban, M.D.

		WIDTH	MATERIAL	PACKAGING
S3.3001	Ptose-up®	3 mm	ePTFE	Box of 1
S3.3021	Ptose-up®	2 mm	ePTFE	Box of 1

PTOSIS PROBE

INDICATION

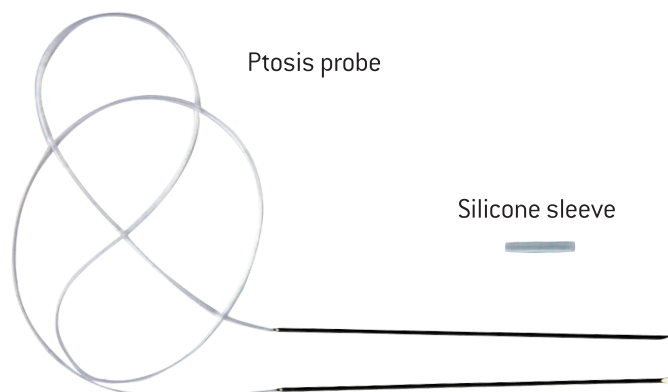
FCI Ptosis suspension set is indicated for ptosis surgery with frontalis suspension.

CHARACTERISTICS


- Improved needles with ultra sharp tips
- Silicone tubing
- **New feature: Silicone fixation sleeve for better tension / traction control**
- Perfect connection between silicone tubing & needles
- No need for autologous tissue
- Needles: 58 mm long
- Sterile

RECOMMENDATION

To position the fixation sleeve, we recommend to use the Watzke forceps (S5.3100).



Designed by J.L. Louquet, M.D. & D. Guerin, M.D.



Watzke forceps

		MATERIAL	PACKAGING
S3.1000	Ptosis probe	Metallic needle, silicone tubing	Box of 3
S5.3100	Watzke forceps	Stainless steel	Box of 1



www.fciworldwide.com

To access our website,
please scan this QR code

For more information please contact your local distributor.

THIS PUBLICATION IS NOT INTENDED FOR DISTRIBUTION IN THE USA.

FCI S.A.S. 20/22 Rue Louis Armand 75015 Paris [France] - Tel.: +33 1 53 98 98 97 - Fax: +33 1 53 98 98 99 - Email: fciexp@fci.fr - www.fciworldwide.com