


Opti-Kleen Diamond Knife Cleaning System



Accutome recommends the Opti-Kleen Blade cleaning system for the care and cleaning of your diamond knives. This is an efficient and safe method for cleaning tissue and other debris from the surfaces of diamond knife blades prior to sterilization. The Opti-Kleen blade cleaning system comes with twelve individual disposable trays per dispenser box. A holding tray with cover can also be purchased to cradle the cleaning system trays.


The Opti-Kleen blade cleaning system can be used throughout the day for both diamond knives and delicate instruments. Each new instrument should be cleaned in an area of the pad that has not already been used.

OPTI-KLEEN DIAMOND KNIFE CLEANING SYSTEM – CLEANING INSTRUCTIONS




Step One: Preparation

Place the Opti-Kleen Blade Cleaning System into the holding tray and peel back the top cover of the tray. Remove your diamond knife from its tray and expose the blade for cleaning.




Step Two: Clean

Vertically insert the soiled blade into the blue scrubbing pad. Work the blade in a cutting motion, about 1 to 2 inches in a straight line. Make several passes and allow the gentle scrubbing to clean and remove debris off of the blade surface.



Step Three: Rinse

Insert the blade into the first white cleaning pad on the left, and make a few cutting-like passes for the first rinse. Then move the blade to the second rinse compartment on the right. Make a few cutting-like passes to complete the rinse.



Step Four: Sterilization

After the rinse process is complete, retract the blade and place it back into the instrument tray. It is now ready for processing and sterilization.