


# VOLK<sup>®</sup>

IMAGING



eye check

Objective **data**. Faster **decisions**. Superior **care**.



Volk Eye Check is an electronic handheld ocular measurement device providing real time, objective data to enable smarter, faster decisions.

Eye Check can be incorporated seamlessly into your environment, bringing instant value as a simple method for quick, cost-effective ocular measurements.

#### > Integration

USB and WiFi connectivity enable real time transfer of results to your PC for documentation of patient records.



#### > Ease Of Use

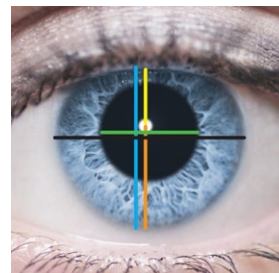
Familiar interface with touchscreen, patient fixation and point and click results.

#### > Support

Notification of software upgrades ensures you benefit from the latest features.

## APPLICATIONS FOR USE

### > Contact Lens Fitting



Over 20% of patients are candidates for specialty fit contact lenses. Research data shows that of 37-38 million contact lens users in the US<sup>1</sup>, 16% or 6,000,000 patients drop out of contact lens wear annually<sup>2</sup>. Of those, an estimated 750,000 patients choose to stop wearing contact lenses due

to discomfort caused by poorly fitting lenses. Eye Check can help identify specialty lens candidates and provide specific measurements to facilitate proper lens fitting.

Measurement parameters taken to facilitate lens fitting are:

- Horizontal Visible Iris Diameter (HVID) to assess correct contact lens diameter
- Pupil diameter and eccentricity for GP lens fitting and multi focal contact lens choice
- Lid margin to pupil margin for bifocal lens fitting

<sup>1</sup> Ref. Contact Lens Spectrum, Contact Lenses, 1/1/2013 (Jason Nichols OD)

<sup>2</sup> Ref. New Data on Contact Lens Dropouts, 1/15/2010 (John Rumpakis OD)



### > General Patient Care

Used as a routine complementary diagnostic and data gathering tool, Eye Check measurements may be usefully gathered and recorded to track patient ocular health over time.

*"I used Eye Check as a diagnostic tool to help with my patient management. Plus it helped me to understand how I could improve the fitting of patient's contact lenses."*

Erik Roberstad, Interoptik, Tonsberg, Norway

### > Pediatric Examination

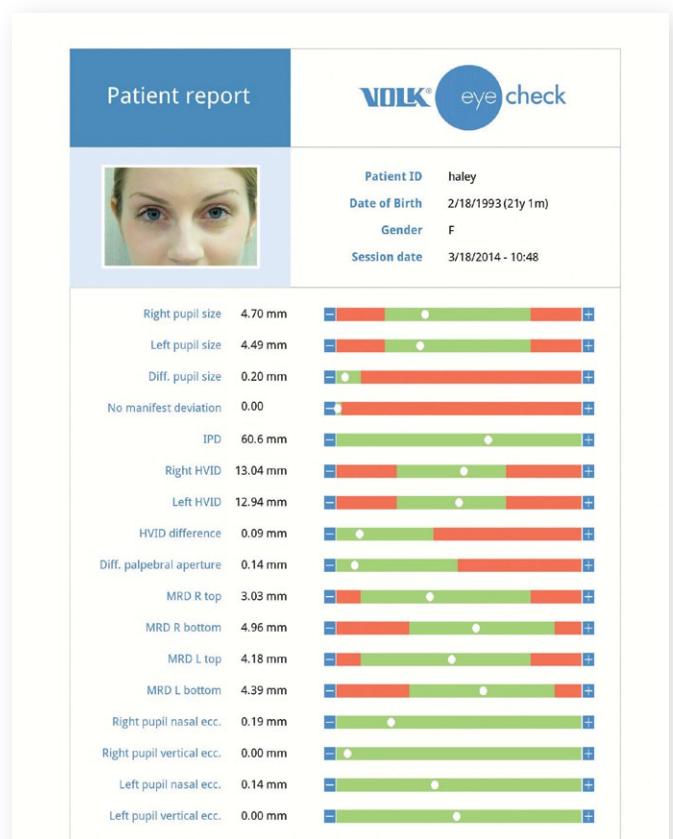
Eye Check's consistent outputs provide objective accurate measurements. Ease of use enables quick analysis of uncooperative patients to support other examination methods such as the cover test.

- Objective documentation of strabismus amplitude
- Additional data for detection of other abnormalities

Other applications include Neuro-Ophthalmology, Endocrinology and Oculoplastics

### > Accurate Output

Eye Check instantly produces a report detailing all measurements.





## Technical Specifications

Image resolution	16Mp – 4608 x 3440 pixels
Touchscreen	TFT-LCD, 3.2", 400 x 800 pixels, 16M colors
Lens	f/3.1 – f/5.6, Autofocus
Exposure	Auto Exposure, Auto White Balance, Auto ISO
Subject illumination	Xenon Flash, GN3.1, Auto intensity, 100µS duration
Fixation target	11x Visible Light LEDs flashing at approx 6Hz
Storage	8GB microSD Card
Connectivity	USB-2 (microUSB) WiFi 802.11 b/g/n
Dimensions	Width – 163mm Height – 64mm Depth – 26mm (lens retracted) Depth – 37mm (lens extended)
Weight (with batteries)	242g
Batteries	1x Rechargeable, Li-ion, 3.7v, 1020mAh 2x AAA Alkaline



Volk Optical Inc. | 7893 Enterprise Dr., Mentor, OH 44060 | P 440.942.6161 | E [volk@volk.com](mailto:volk@volk.com)

[www.volk.com](http://www.volk.com)