



NEW!

# KITARO® KITS

## THE REVOLUTIONARY TRAINING TOOLS TO PRACTICE CATARACT SURGERY

THE KITARO® DRYLAB & WETLAB KITS simulate the different stages of cataract surgery and allow surgeons in training to practice techniques repeatedly without the added complication of long preparation times and costly live tissue samples.

Beginners can learn instrument manipulation with the KITARO® DryLab and then move on to the KITARO® WetLab to practice on performing a complete cataract surgery with a phaco machine and microscope.



REALISM HAS NEVER  
BEEN PUSHED SO FAR!

Prize  
winning!



Invented by Junsuke Akura & Kiran Pokharel

KITARO® KITS have been highly acclaimed at international academic conferences:

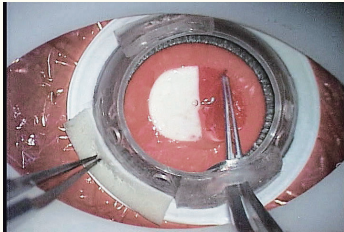
- ♦ 2009 ESCRS Video competition in Barcelona (**grand Prize**)
- ♦ 2009 DOC Film Festival in Nurnberg (**3rd prize**)
- ♦ 2010 JSOS Ophthalmic Surgery Film Award in Tokyo (**Gold medal**)

# KITARO® DRYLAB: A STARTER KIT FOR SURGEONS IN TRAINING

KITARO® DryLab is used to learn and practice basic steps of cataract surgery such as capsulorhexis (CCC) and nuclear dividing at a desk at home or at the medical office, without the need of a microscope and phaco machine.

## ANTERIOR-CAPSULE FILM


*Capsulorhexis*



The 5 µm polyester film having a special 2-layer structure and the artificial cortex made of resin clay **can reproduce CCC just like on the human eye**. It helps surgeons learn the skills necessary to perform successful capsulorhexis in preparation for phacoemulsification. In practice, common mistakes can be encountered and resolved, and the polyester film can be quickly shifted to yield a brand new practice site for each rehearsal.

## SEGMENTED PLASTIC NUCLEUS

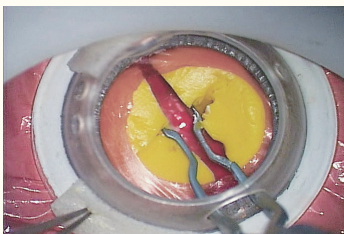
*3 Nuclear Segmentation Techniques*



Surgeons can learn the basic instrumentation and nuclear segmentation techniques with 3 artificial nuclei for **Divide & Conquer, Stop & Chop, and Phaco Chop techniques** by dividing and rotating them using mock instruments. The DryLab comes with three plastic pre-divided nuclei and CCC-processed film to practice on these dividing techniques.

## POLYMER-CLAY NUCLEUS


*Phaco Chop & Prechop Techniques*



The artificial nucleus made of special resin clay **mimics the consistency of a human nucleus** and can be reused multiple times by simply hand-kneading back to its original shape and letting it set for a short period of time. Surgeons can practice the **Prechop and Phaco Chop** techniques allowing instrument insertion and nuclear dividing.

## SCLEROCORNEAL SHEET

*Self-Sealing Wound Construction & Suture*



Surgeons can practice **construction of self-sealing wound incisions** with the special resin sheet. This sheet mimics the human sclerocornea, and effective practice can be performed using a keratome or crescent knife.

## OCULOMOTOR DEVICE & MASK

*Realistic Sensation*

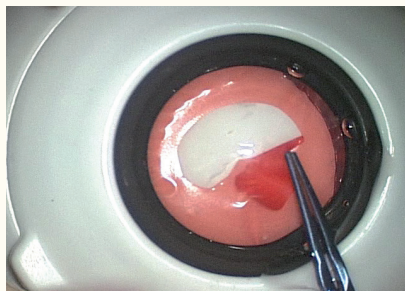


The eyeball is mounted on a magnetic stand to **replicate the natural movements of the human eye** during surgery. Practice can be performed on both left and right eyes, with 2 different eyeball depths.

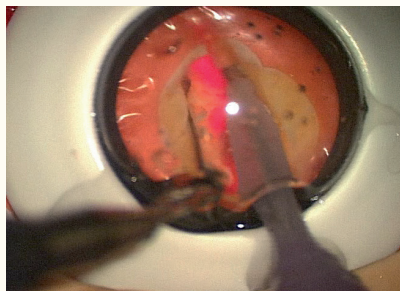
# KITARO® WETLAB: A REALISTIC AND COMPREHENSIVE SIMULATION KIT

KITARO® WetLab is the most advanced training kit for surgical simulation of cataract surgery.

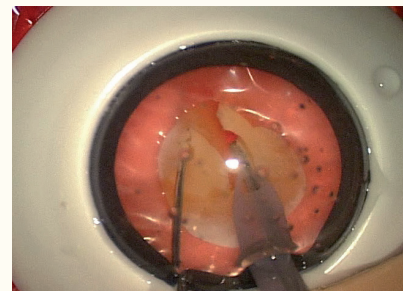
## EXAMPLES OF PHACO TECHNIQUES & COMPLICATION MANAGEMENT



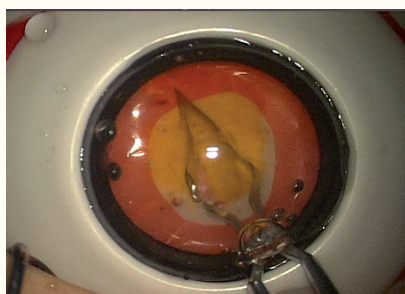
CCC



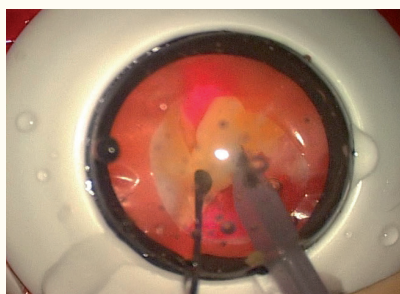
Grooving & Dividing



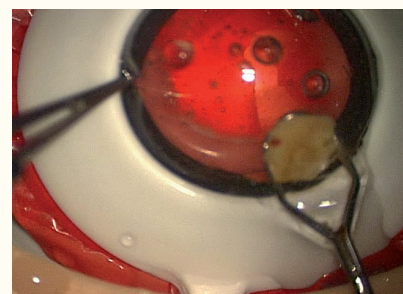
Phaco Chop



Prechop



Emulsification & Aspiration

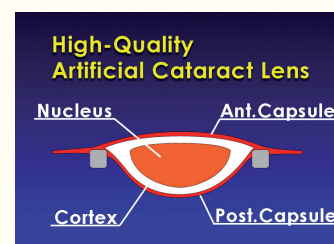


Capsule Rupture Management


The KITARO® WetLab was designed to replace the porcine wetlabs, lowering the cost and setup of conventional labs. **Almost all phacoemulsification steps, complication management, and common mistakes can be mastered through repeated practice** with this revolutionary learning tool. It provides advantages over the usual porcine wet lab, including: easy preparation, a hygienic environment and high-quality, predictable materials for CCC and nuclear segmentation practice.

## ARTIFICIAL CATARACT LENS

The WetLab can be used with **3 different types of cataract lenses** (medium-soft, medium-hard and very hard) that replicate natural consistency variations.

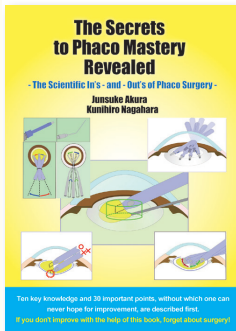


## ARTIFICIAL CORNEA



The WetLab also comes with a **high-quality artificial cornea**. This artificial cornea is 500 µm thick at the central part and 700µm thick at the periphery to mimic the resistance experienced during an actual surgery.

# KITARO® KITS ARE THE REVOLUTIONARY EDUCATION AND TRAINING TOOLS FOR CATARACT SURGERY



KITARO® Kits are the future of cataract surgery practice for surgeons in training.

Dr Akura, the inventor of the KITARO® Kits and the author of « **The Secrets to Phaco Mastery Revealed – The Scientific In's-and-Out's of Phaco Surgery** » recommends the reading of its book for an optimal use of both KITARO® Kits.

This book presents the 10 key learnings that novice surgeons need to know to master their cataract surgeries.

## REFERENCES

| Kitaro® DryLab & WetLab Kits |   |                   |
|------------------------------|---|-------------------|
| K-1000                       | KITARO® DryLab Kit                                | Box of 1          |
| K-2000                       | KITARO® WetLab Kit                                | Box of 1          |
| Disposable Goods for DryLab  |   |                   |
| K-1020                       | Precut Sclerocorneal Sheet + Limbus               | Box of 1 (30 pcs) |
| K-1030                       | Anterior-capsule film (11cm x 2.5m)               | Box of 1          |
| K-1040                       | Viscoelastic Substance (10cc)                     | Box of 1          |
| Disposable Goods for WetLab  |   |                   |
| K-2010                       | Artificial Cataract Lens Mixed (3 soft, 3 medium) | Box of 6          |
| K-2020                       | Cornea-iris part for WetLab                       | Box of 4          |
| K-1260                       | Soft Nucleus                                      | Box of 6          |
| K-1265                       | Medium Hard Nucleus                               | Box of 6          |
| K-1270                       | Very Hard Nucleus                                 | Box of 4          |
| Optional                     |   |                   |
| K-1255                       | Drain Box for WetLab                              | Box of 1          |
| K-3000                       | Text Book   | Box of 1          |



For more information please contact your local distributor:

