

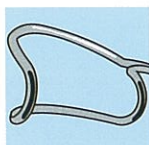
**Inami** Tokyo, Japan




# CATARACT SURGERY SET

---

[www.inami.co.jp/english](http://www.inami.co.jp/english)

**M-3000****Speculum Parallel with Aspiration Device**

lid length: 13.5mm

***Even opening and stable aspiration***

Unlike the existing Lieberman type speculum, M-3000 was originally designed to get almost parallel when opened.

The continuous and stable aspiration came about due to 4 slit-shaped ports.


**M-813L****M-813R****Speculum BANGERTER Open Type Large Left/Right**

lid length: 14.5mm

***High-quality standard speculum***

M-813 is a general and easy-to-use Bangerter type speculum.

It is also possible to use one of L or R for both eyes.

**M-2056-24****M-2056-25****Cannula Sub-Tenon Three-Port 24G/25G**


length: 42.5mm shaft length: 27.5mm

***Designed for utmost safety and stability***

Due to the blunt tip which does not have a port on the tip, M-2056 reduces the possibility of tissue damaging and blocked-port.

The 3 ports can support more stable infusion of solution.

Two of the ports on the both sides of cannula are placed on the different level to the one in the centre. This structure prevents ports from complete simultaneous block with a tissue fragment. There are 24G and 25G in the series.

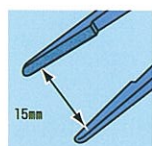
**S-511C****Scissors Spring Handle Type Curved**

length: 105mm

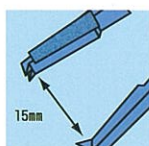
***Standard scissors featuring distinguished sharpness***

S-511C is high-quality curved spring handle scissors whose performance can be realized especially at the stage of conjunctival incision.

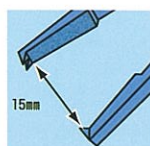
For smoother start of conjunctival incision, tips of this instrument are pointed.



DS-010FL



DS-011FFL



DS-012FFL

DS-010FL  
DS-011FFL  
DS-012FFL



**Forceps Suturing and Tying FLAPPER with Platform**  
**Forceps Suturing Anterior Projection FLAPPER Straight with Teeth and Platform**  
**Forceps Suturing FLAPPER Straight with Teeth and Platform**

length: 90mm tip width: 0.1mm (DS-011FFL, DS-012FFL)

### ***Operability just like your fingers***

Our "FLAPPER series" forceps have tips that open to 15mm.

It keeps clear view of surgical field under the microscope.

Also the unique tension of spring provides a feeling that the handles of forceps directly respond to the finger movement.



### **M-2078**

**Needle Holder for Microsurgery SPIRAL BEAK without Lock**

length: 102mm

### ***A needle holder with proud toughness due to its unique structure***

M-2078 has reduced chance of trouble of opening and closing and backlash thanks to the twisted-hinge structure.

This instrument also has high stability for gripping due to the manufacturing quality.

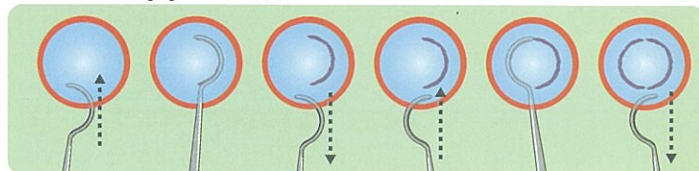


M-2177-5.5  
M-2177-6.0  
M-2177-6.5

**Marker CCC SUZUKI**

length: 145mm (5.5), 146mm (6.0), 147mm (6.5)

**How to approach**

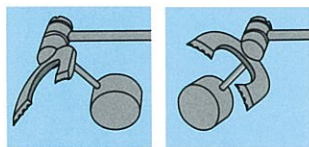
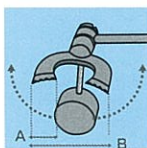


### ***A practical CCC marker that can approach directly onto capsule***

M-2177 is a useful CCC marker especially for those surgeries requires more precise CCC such as multi-focal IOL.

Unlike many other CCC markers, M-2177 can approach and mark directly onto capsule for more accurate CCC.


Due to the design that can make impression, this instrument also works perfectly without ink.

**MB-111****Marker Toric IOL Pendulum**

length: 117mm A: 3.5mm B: 12mm

**Smarter levelling using gravity**

Due to principle of pendulum, MB-111 enables operators to make a horizontal mark without influence from the angle of the handle.

**MB-110****Marker Toric IOL**

length: 126mm OD: 19.5mm ID: 12mm

**An IOL marker featuring rotating angle scale for optimised and accurate marking**


MB-110 enables an accurate angle measurement for marking due to its scaled wheel that can make a 360-degree turn.

For wheel rotation and marking, M-2200 (Caliper Slim type) can be easily applied to the dedicated ports in the inner ring.

This instrument can be used with MB-111 (Marker Toric IOL Pendulum).

**M-2200****Caliper Slim Type**

length: 87mm

**A caliper whose dial can be controlled with one hand**

Since the dial of M-2200 has been placed in the centre of the instrument, operator can easily control the dial just with one hand.

The calibration has been scaled with 0.5mm in between for even more precise measurement.

**DS-1612F****Forceps Capsulorhexis INAMURA Fine Titanium**

length: 103mm

**CCC forceps with cross-action structure cause less stress on incisional wound**

DS-1612F was designed to reduce the damages to incisional wound caused by opening and closing of forceps' tips.

On top of that, this instrument has various functions such as the teeth that can be used to start the CCC and the fine-serrated tip for holding the capsule firmly.

The tips of the instrument make a slit between them when they are closed.

This gap provides a clearer view of surgical field under the microscope.

**MF-801****Forceps CCC KAWAI Tapered 23/25G with Sterilization Case**

length: 146mm shaft length: 29mm

**An ideal form of side-port CCC instrument**

MF-801 is high-spec side-port CCC forceps that finally realizes strong body shaft and delicate operability thanks to its unique 23-25G tapered structure which was developed through repeated trials and errors.

While the thoroughly considered angle of curved shaft reduces stress on incisional wound, the teeth on the top of the instruments helps operator make a smooth start of CCC.

There is also an evenly serrated tip for firm hold of capsule.

Additionally the micro tip keeps the surgical field clear under the microscope.

**DS-088****Scissors YAE Multi-Purpose 23G 15mm**


length: 137.5mm shaft: 23G blade length: 2.88mm

**Excellent safety and usability by 3D action**

This instrument features the 3D- action which allows its horizontal handle action to cause a vertical cutting.

The tip can be inserted through side ports for safer operation.

DS-088's main strength can be performed in iridotomy or torn CCC recovery. However, it can also be used for other types of surgery such as vitrectomy around pupillary margin.



**M-2080**



**Needle Hydrodissection KURACHI 22G**

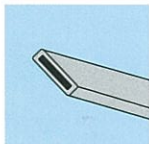
length: 44mm pipe: 22G tip width: 0.8mm shaft length: 30.5mm

***A highly-functional needle with eye pressure prevention and nucleus manipulating tip***

The angle of needle that fits the curve of nucleus was specially designed for safer insert, and the flat tip was adopted for wider spread of BSS.

Slightly thicker needle (22G) than many other hydrodissection needles ensure the enough quantity of BSS for smoother dissection of nucleus.

Furthermore nucleus can be rotated by the tip of this needle for ease of processes after hydrodissection.



**M-1526**

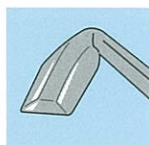


**Needle Hydrodissection HARIMURA 25G**

length: 44mm pipe: 25G shaft length: 25mm

***A flat type standard hydrodissection needle***

M-1526 is a standard type hydrodissection needle with flat-shaped tip which allows BSS to spread widely inside capsule.



**M-136MK**



**Crush and Cutter Nucleus Dividing and Separating**

length: 102.5mm tip size: 0.6 x 1.0 shaft length: 18.5mm

***Nucleus can be smartly divided and chopped at the same time***

Since the tip angle is set to 45 degrees against the shaft, nucleus dividing can be operated comfortably using this instrument.


Vertical nucleus dividing and horizontal cutting with thinner side of the edge can be operated at the same time for quicker and more accurate surgery.

**KI-1136J****Hook Nucleus Dividing and Separating KOZAKI J-MAX**

length: 102.5mm tip size: 0.6 x 1.0 shaft length: 18.5mm

***A nucleus dividing hook also works as an iris retractor***


The shape of the tip that has a dent on the each side is suitable for enlargement of iris. This multi-functional hook reduces the operation time and stress onto incisional wound.

**M-2060-2****Cataractus Material Remover OKAMOTO 2**

length: 102.5mm tip size: 0.6 x 1.0mm shaft length: 18mm

***The special finish of tip helps secure removal of cataractus material***

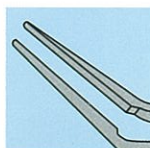
M-2060-2 is an instrument that features a tip with a combination of sandblasting and unique chases in order to remove cataractus material in posterior capsule. This instrument can also be used as a nucleus dividing hook.

**M-2176****Cannula Cataractus Material Aspirating MATSUSHIMA**

length: 32mm shaft length: 16mm

***More stable aspiration and safer operation than ever***

The tip of this cannula is blunt for prevention of damage to posterior capsule, and the port is placed close to the top for better aspiration. Also the top part is coated so that it can be used as a posterior capsule polisher.

**M-160R****Forceps IOL GASKIN**

length: 107mm

***A handy IOL forceps with firm grip***

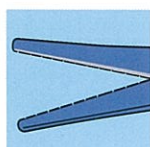
M-160R is a standard IOL forceps whose tension of grip and fit of tips have been thoroughly confirmed to be just right.

**DS-015****Hook IOL Titanium**

length: 108.5mm shaft length: 27.5mm

***A lens hook that can approach from any direction***

While the existing Sinsky type and Push & Pull type are designed to adjust IOL on the back and forth direction, this hook can approach from any direction thanks to the spherical tip.

**DS-10708****Cutter IOL Titanium**

length: 90mm

***Firm grasp helps certain cut***

The serrated blades have been adopted to this instrument for firm grasp and certain cut of IOL.

***Inami & Co., Ltd.***  
 — Tokyo, Japan

Inami & Co., Ltd. was established in 1924 and has been a leading brand of ophthalmic surgical instruments. Inami's products have acquired various complements from Japanese top MDs by the insatiable innovativity and the longstanding credence to the high grade quality control system. An actual performance "top share in Japanese ophthalmic surgical market as a Japanese manufacturer" proves the cachet.